

















































PROFIBUS connector types overview



We connect your periphery, professional and compact.

Connection type	Cable type	Direction	Product Image	without PG connector	Price in €	with PG connector	Price in €
Screw terminals		90°		700-972-0BA12 	27,00	700-972-0BB12 	35,00
		90° with Diagnostic		700-972-7BA12 	36,00	700-972-7BB12 	44,00
		35°		700-972-0BA41 	27,50	700-972-0BB41 	35,50
		axial		700-972-0CA12 	28,00		
		90° with ATEX accreditation		700-973-0BA12 	29,00	700-973-0BB12 	37,00
EasyConnect®	solid	90°		700-972-0BA50 	27,00	700-972-0BB50 	35,00
		90° with Diagnostic		700-972-7BA50 	36,00	700-972-7BB50 	44,00
		angled		700-972-0BA51 	27,50	700-972-0BB51 	35,50
		angled with Diagnostic		700-972-7BA51 	37,50	700-972-7BB51 	45,50
		axial		700-972-0CA50 	28,00		
	flexible	90°		700-972-0FA50 	27,00	700-972-0FB50 	35,00
		90° with Diagnostic		700-972-7FA50 	36,00	700-972-7FB50 	44,00
		angled		700-972-0FA51 	27,50	700-972-0FB51 	35,50
		axial		700-972-0CF50 	28,00		
		M12		90°		700-974-0BA12 	28,00
90° with Diagnostic				700-974-7BA12 	37,00	700-974-7BB12 	45,00
Spring type terminal		90°		700-982-0BA22 	27,00	700-982-0BB22 	35,00